

the distinction collection

DECORATIVE TRIPLE GLAZING





contents

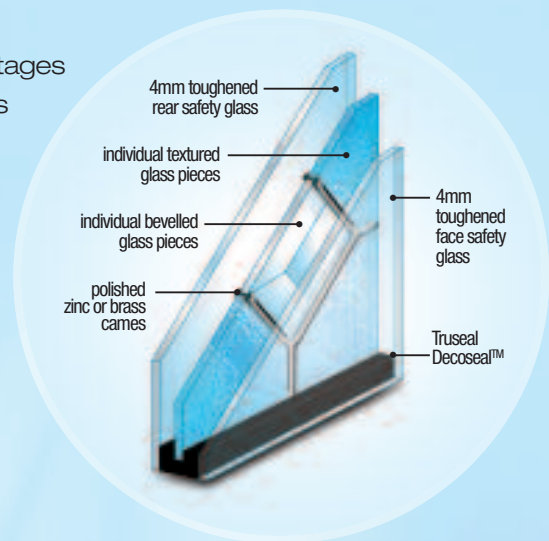
Andaman Range	4
Flores Range	6
Kara Range	8
Scotia Range	10
Enclosed Mini Blind	12
Door Styles and Colours	13
Sidelights, Toplights and Glass Obscurity	14

Decorative triple glazing in zinc or brass

Beautifully crafted from hand-cut bevels and textured glass pieces, arranged within zinc or brass comes and encapsulated within toughened safety glass, our four ranges of triple glazed units complement the designs, colours and authentic wood graining of our GRP faced composite doors.

Quite simply, the decorative triple glazed unit has distinct advantages over that of the double glazed version. The decorative elements are encapsulated between two panes of glass making it easier to clean....no dust or dirt can gather on the decorative elements nor can the comes oxidise or discolour. A simple wipe over the smooth glass front and back panes keeps the unit clean and attractive.

Manufactured to the highest standards, the exterior safety glass has been tested and conforms to EN12150 while the sealed unit, which gives excellent thermal and sound insulation, conforms to EN 1279.





Esteem Arch



Esteem Eyebrow



Esteem



Eclat



Eclat Arch



Elegance



Elegance Arch



Eminence



Vogue

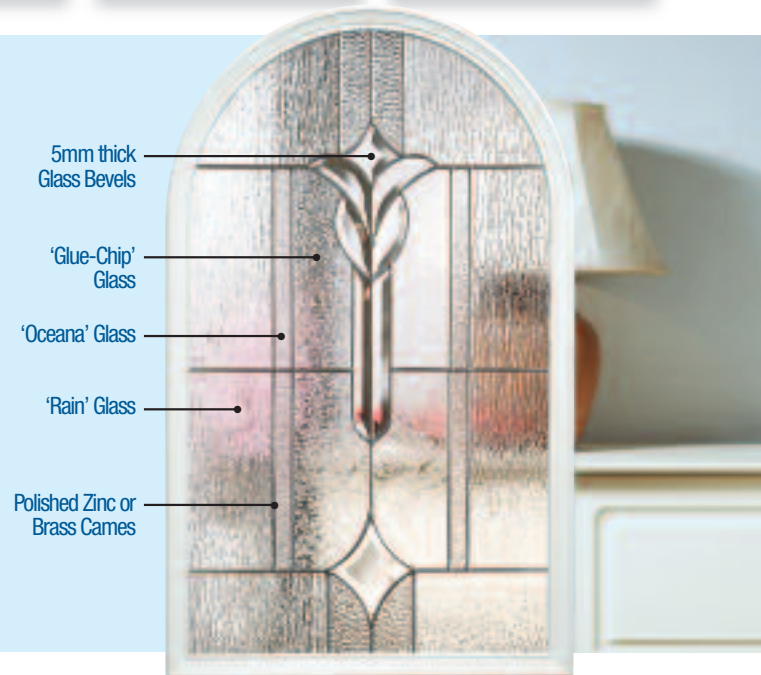


Prestige



Andaman is a family of triple glazed units but, like most families, they don't all look the same. This was our original range of triples and from selected designs we have developed the Flores and Scotia ranges. Techniques used in making these decorative glass units make it impossible to change the textured glass and it should be noted that a variety of textures are used across the Andaman designs.

It is not possible to make custom sidelights or toplights with certain designs (see details on page 14), and a composite sidelight can only be made for an Esteem, Esteem Arch, Esteem Eyebrow or Classical Half Glaze door.



Classical




Classical Half Glaze



Renown



Renown Diamond



Renown Top

Slight bubbles, lines, and surface imperfections are all characteristics of glass. They are not to be considered as defects as they add character to decorative glass.

flores

DECORATIVE TRIPLE GLAZING IN ZINC OR BRASS



Esteem Arch



Esteem Eyebrow



Esteem



Eclat



Elegance



Elegance Arch



Eminence



Vogue



Prestige



The Flores design is reminiscent of the Art Deco era but this is 21st century design and benefits from the most up-to-date glass technology. Triple glazed for easy cleaning and high performance heat and sound insulation, Flores provides style and quality. Taking its inspiration from the Andaman design of the Half Glazed unit used in the Elegance door, Flores' distinct tulip design flows through all 10 glass sizes offered.

Techniques used in making these decorative glass units make it impossible to change the textured glass. Composite sidelights can only be made for an Esteem, Esteem Arch, Esteem Eyebrow or Classical Half Glaze door.

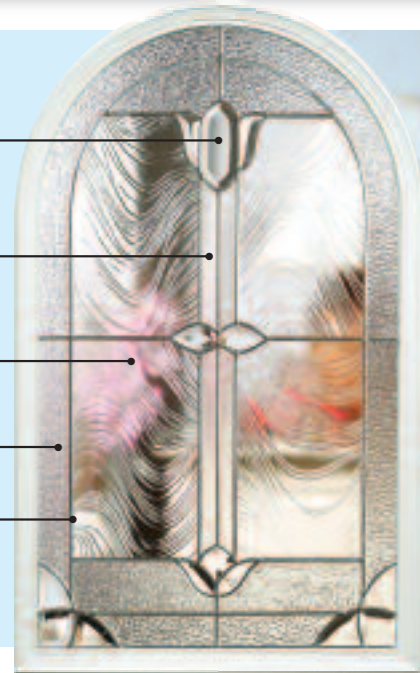
5mm thick Glass Bevels

'Chinchilla' Glass

'Clear Baroque' Glass

'Granite' Glass

Polished Zinc or Brass Cames



Eclat Arch



Classical



Classical Half Glaze



Renown



Renown Diamond

Slight bubbles, lines, and surface imperfections are all characteristics of glass. They are not to be considered as defects as they add character to decorative glass.

kara

DECORATIVE TRIPLE GLAZING IN ZINC OR BRASS



Esteem Arch



Esteem Eyebrow



Esteem



Eclat



Eclat Arch



Elegance



Elegance Arch



Eminence



Vogue



Prestige



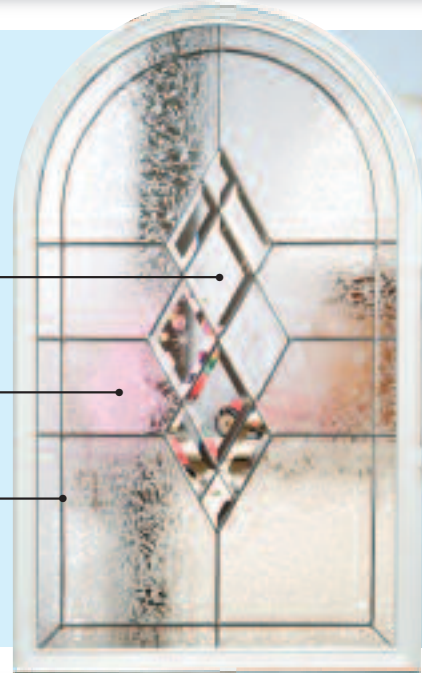
Kara offers a contemporary feel to what is an exquisitely designed and traditional triple glazed range. A simple wipe over keeps the unit looking great and there are no worries concerning dust build up or discolouration of the brass or zinc comes.

Composite sidelights can only be made for an Esteem, Esteem Arch, Esteem Eyebrow or Classical Half Glaze door but the use of 'Glue-Chip' textured glass, available in the UK, allows plain, obscure custom sidelights and toplights to be made. Techniques used in making these decorative glass units make it impossible to change the textured glass.

5mm thick Brilliant-Cut Glass Bevels

'Glue-Chip' Glass

Polished Zinc or Brass Comes



Classical



Classical Half Glaze



Renown



Renown Diamond



Renown Top

Slight bubbles, lines, and surface imperfections are all characteristics of glass. They are not to be considered as defects as they add character to decorative glass.




Esteem Arch



Esteem Eyebrow



Esteem



Eclat



Eclat Arch



Elegance



Elegance Arch



Eminence



Vogue

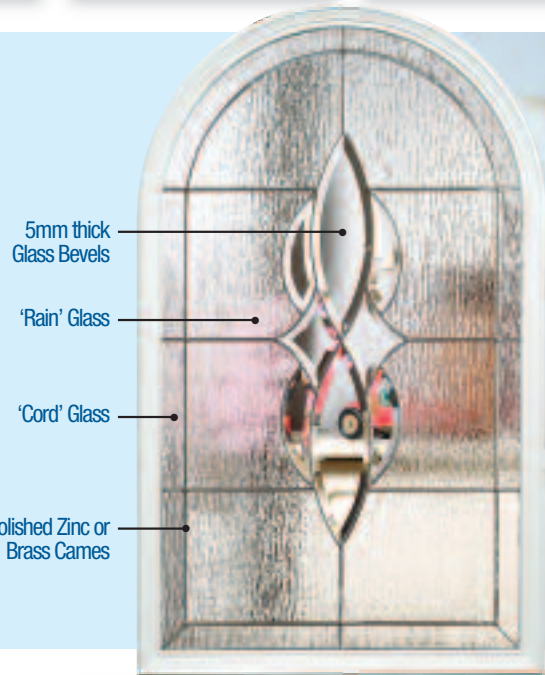


Prestige



Arguably our most traditional of designs, beautiful and appealing, with the benefit of heat and sound insulating modern triple glazing - that's Scotia. A stylish and balanced design with brilliant cut bevels and classic textured glass pieces, hand crafted into brass or zinc cames. All easily maintained with a simple wipe with the decorative centre pane encapsulated between the toughened glass outer panes.

Composite sidelights can only be made for an Esteem, Esteem Arch, Esteem Eyebrow or Classical Half Glaze door. Techniques used in making these decorative glass units make it impossible to change the textured glass.



Classical



Classical Half Glaze



Renown



Renown Diamond



Renown Top

Slight bubbles, lines, and surface imperfections are all characteristics of glass. They are not to be considered as defects as they add character to decorative glass.

enclosed mini-blinds

Enclosed Mini Blinds are a practical and attractive way to control light with style.

They have all the advantages of the traditional 'exposed' mini blind, providing excellent light control, UV control, and privacy but have none of the hassles.

The two panes of toughened safety glass, held in an aluminium frame that never needs painting, totally enclose the blind and aid energy efficiency and allergen control while enclosing the blind and mechanism so that no dusting or cleaning of the shutters is necessary.

A safety feature for children is that there are no exposed cords, as the blind is raised and lowered by one magnetic tab, while the other controls the tilt...all the privacy without the need for opaque glass.

Not only are they easy to use, neat and attractive and allow you to enjoy full sunlight, total privacy or anything in between, but they are long lasting too, with a 10 year warranty.



Our mini blinds are handed for left or right, allowing the blind to be raised and tilted by control tabs on the hinge side of the door and not interfere with the operation of the door handle.



door styles and colours

Manufactured from Thermoset GRP (Glass Reinforced Polyester), Distinction's Nan Ya doors are compression moulded to give a high-definition panel design with the characteristics of timber. The stiles and rails are composed of water-resistant polymer which is bonded to the skin and filled with an insulating core of 100% CFC-free polyurethane.


- Thermoset GRP skins will not expand or contract
- Excellent heat and sound insulation
- Choice of 5 pre-pigmented colours and 4 wood stains
- Choice of 13 styles of glazing cassette



	Elegance	Elegance Arch	Esteem	Esteem Arch	Esteem Eyebrow	Vogue	Classical	Classical Half Glaze
Black	■	■	■	■	■		■	■
Blue	■	■	■	■	■		■	■
Green	■	■	■	■	■		■	■
Red	■	■	■	■	■		■	■
White	■	■	■	■	■	■	■	■
Oak	■	■	■	■	■	■	■	■
Gold Oak	■	■	■	■	■	■	■	■
Rose Wood	■	■	■	■	■	■	■	■
Mahogany	■	■	■	■	■	■	■	■



	Eminence	Eclat	Eclat Arch	Eclat Craftsman	Prestige	Renown	Renown Diamond	Renown Top
Black		■	■	■	■	■	■	■
Blue		■	■	■	■	■	■	■
Green		■	■	■	■	■	■	■
Red		■	■	■	■	■	■	■
White	■	■	■	■	■	■	■	■
Oak	■	■	■	■	■			
Gold Oak	■	■	■	■	■	■	■	■
Rose Wood	■	■	■	■	■	■	■	■
Mahogany	■	■	■	■	■			



sidelights, toplights & glass obscurity

Composite Sidelights

For customers who wish to have a single or a pair of sidelights that truly match their GRP composite door, we offer a composite side panel solution with all the benefits of the composite door - colour, style, security, sound and heat insulation. All our glass ranges are suitable for matching composite sidelights for Esteem, Esteem Arch, Esteem Eyebrow or Classical Half Glaze doors only.



Custom Sidelights and Toplights

For customers requiring toplights, larger glass areas or where the size prohibits use of composite sidelights, the 'Glue-Chip' textured glass as used in the Kara range of glass can be sourced in the UK. 'Glue-Chip' is also used in Andaman's Half Glazed Arch, Oval, Half Moon, Twin Top, Mid and Low glass units, however the textured glass used in the remainder of the Andaman, Flores and Kara ranges is not freely available within the UK and it may be necessary to source a complementing or similarly textured glass to make the Custom Sidelights or Toplights to suit these glass ranges.



Andaman

Flores

Kara

Scotia

Obscurity and Privacy

The opacity of your chosen triple glazed unit may be important where privacy is required. By showing the Half Glazed Arch unit in the four ranges – Andaman, Flores, Kara and Scotia – we aim to give you a guide to the relative opacity of the ranges of glass. It should be noted that in the case of the Andaman range, the textured glass used varies from design to design and that the opacity may therefore be different.

